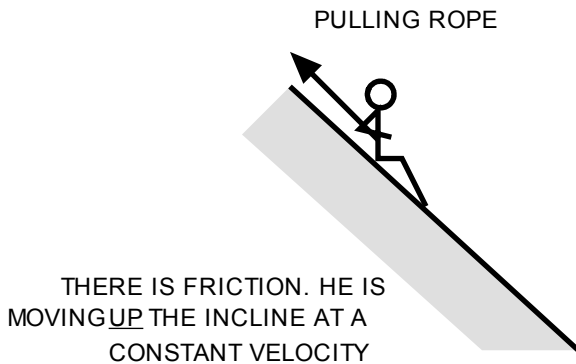
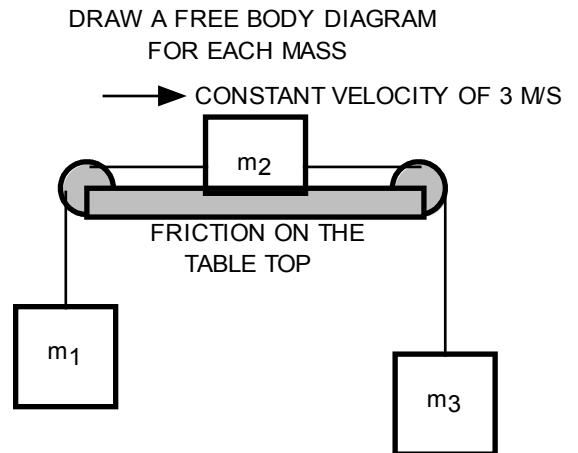
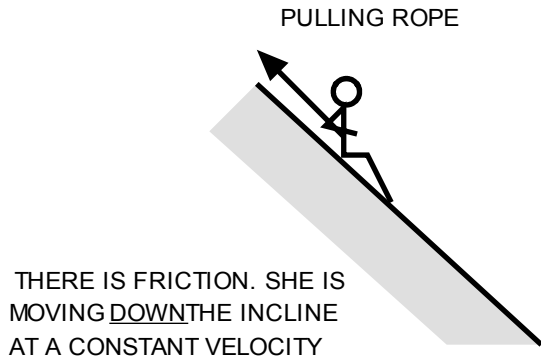
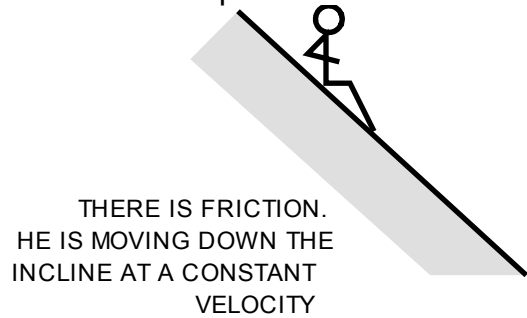
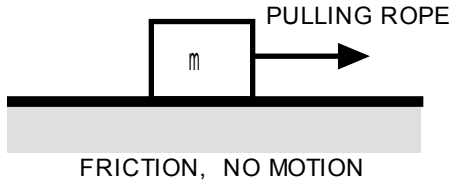
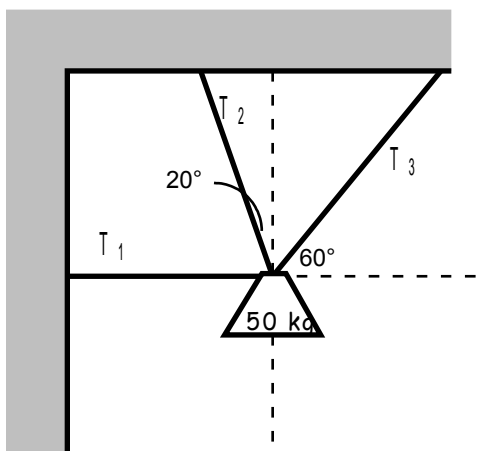
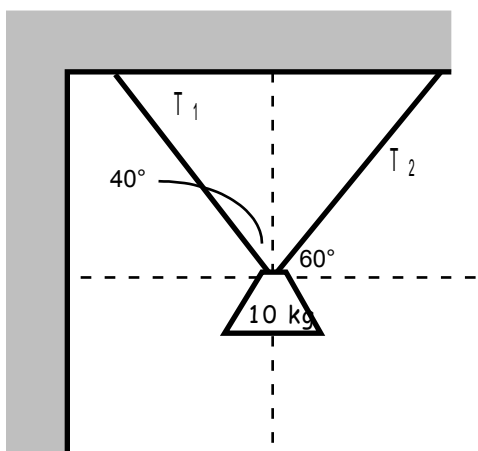
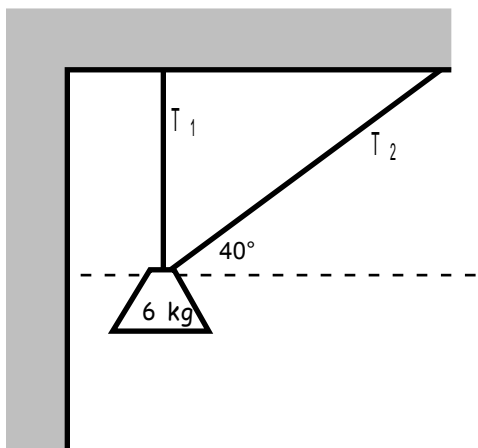


Newton's Laws of Motion– Free Body Diagrams (fdb)

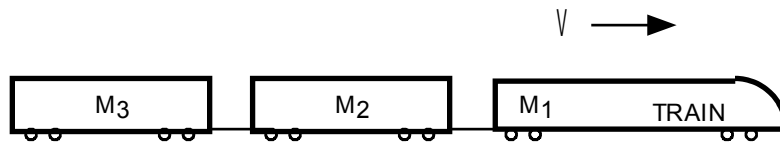
For each case, draw a free body diagram of all the forces acting on the object and write a net force equation for each. Click on the pencil in the top menu and then use the arrow blocks to show the forces. Select Insert->Object->Formula to enter the force equations.



Newton's Laws of Motion– Free Body Diagrams (fdb)

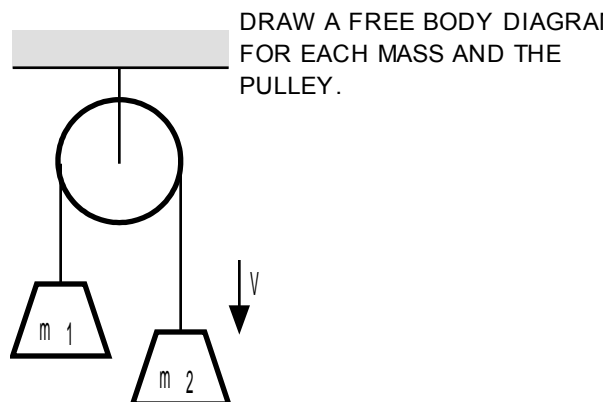
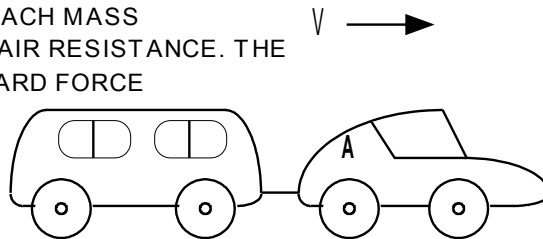


Newton's Laws of Motion– Free Body Diagrams (fdb)

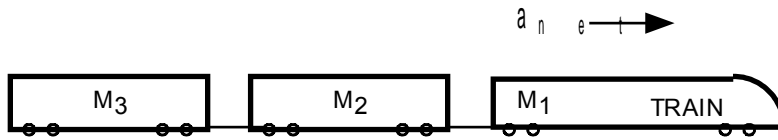


DRAW A FREE BODY DIAGRAM FOR EACH MASS
 THERE IS FRICTION WITH THE ROAD. THERE IS AIR RESISTANCE. THE FRONT ENGINE
 IS SUPPLYING A FORWARD FORCE TO MOVE THE TRAIN.

DRAW A FREE BODY DIAGRAM FOR EACH MASS
 THERE IS FRICTION WITH THE ROAD ~~NO~~ AIR RESISTANCE. THE
 CAR IS SUPPLYING THE ONLY FORWARD FORCE



DRAW A FREE BODY DIAGRAM
 FOR EACH MASS AND THE
 PULLEY.



DRAW A FREE BODY DIAGRAM FOR EACH MASS
 THERE IS FRICTION WITH THE ROAD. THERE IS AIR RESISTANCE.
 THE FRONT ENGINE IS SUPPLYING A FORWARD FORCE

DRAW A FREE BODY DIAGRAM FOR EACH MASS
 THERE IS FRICTION WITH THE ROAD. NO AIR
 RESISTANCE. THE CAR IS SUPPLYING A FORWARD FORCE

